

# XVII Konferencja Informatyka w Edukacji

22-25 września 2020 roku

## Platforma CoLED – rejestracja

*Instruktorzy:*

*Anna Grabowska, Anna Czaja, Ewa Kozłowska, Jacek Zieliński*

[coledproject@gmail.com](mailto:coledproject@gmail.com)

# Platforma CoLED - <https://coled.moodle.pl/>

COLED  
Collaborative Learning Environment  
for Engineering Education

You are not logged in. (Log in)


Available courses

- TRAINING**  
TEACHING  
COACHING  
KNOWLEDGE  
LEARN  
SKILLS  
DEVELOPMENT  
IwE 2020 - Warsztaty CoLED  
[ReadMore >](#)
- Keep it simple  
Moodle for Beginners - Keep it Simple  
[ReadMore >](#)
- moodleCloud  
Moodle for Beginners in Cloud  
[ReadMore >](#)
- CoLED demo course  
[ReadMore >](#)


# Czy jesteś tutaj po raz pierwszy?

You are not logged in.






Collaborative Learning Environment  
for Engineering Education

  
  
 Remember username  
[Forgotten your username or password?](#)  
Cookies must be enabled in your browser   
Some courses may allow guest access  
[LOG IN AS A GUEST](#)  
[LOG IN](#)

**Is this your first time here?**  
For full access to this site, you first need to create an account.  
[CREATE NEW ACCOUNT](#)

# Wprowadź dane Twojego nowego konta

☰ You are not logged in. ([Log in](#))



Collaborative Learning Environment  
for Engineering Education

## New account

▼ Collapse all

▼ Choose your username and password

Username ❗   
- Missing username

The password must have at least 8 characters, at least 1 digit(s), at least 1 lower case letter(s), at least 1 upper case letter(s), at least 1 non-alphanumeric character(s) such as as \*, -, or #

Password ❗   
- Missing password

▼ More details

Email address ❗

Email (again) ❗

First name ❗

Surname ❗

City/town

Country

[CREATE MY NEW ACCOUNT](#) [CANCEL](#)

# Twoja rejestracja się rozpoczęła...

An email should have been sent to your address at **coledproject@gmail.com**

It contains easy instructions to complete your registration.

If you continue to have difficulty, contact the site administrator.

[CONTINUE](#)

# Potwierdź swoją rejestrację

The screenshot shows a Gmail interface with a confirmation email from CoLED. The email content is as follows:

**CoLED: account confirmation** Inbox x

**Zbigniew Jarosik (via CoLED)** <noreply@coled.moodle.pl> 4:31 AM (0 minutes ago) ☆ ↶ ⋮  
to me ▾

Hi Coled Project,

A new account has been requested at 'CoLED' using your email address.

To confirm your new account, please go to this web address:

<https://coled.moodle.pl/login/confirm.php?data=uTJkEadIa0hxMrM/coled>

In most mail programs, this should appear as a blue link which you can just click on. If that doesn't work, then cut and paste the address into the address line at the top of your web browser window.

If you need help, please contact the site administrator,

Admin User

Buttons: Reply Forward

The left sidebar shows navigation options: Compose, Inbox (selected), Starred, Snoozed, Sent, Drafts, More, Meet (Start a meeting, Join a meeting), Hangouts (Coled), and No recent chats (Start a new one).

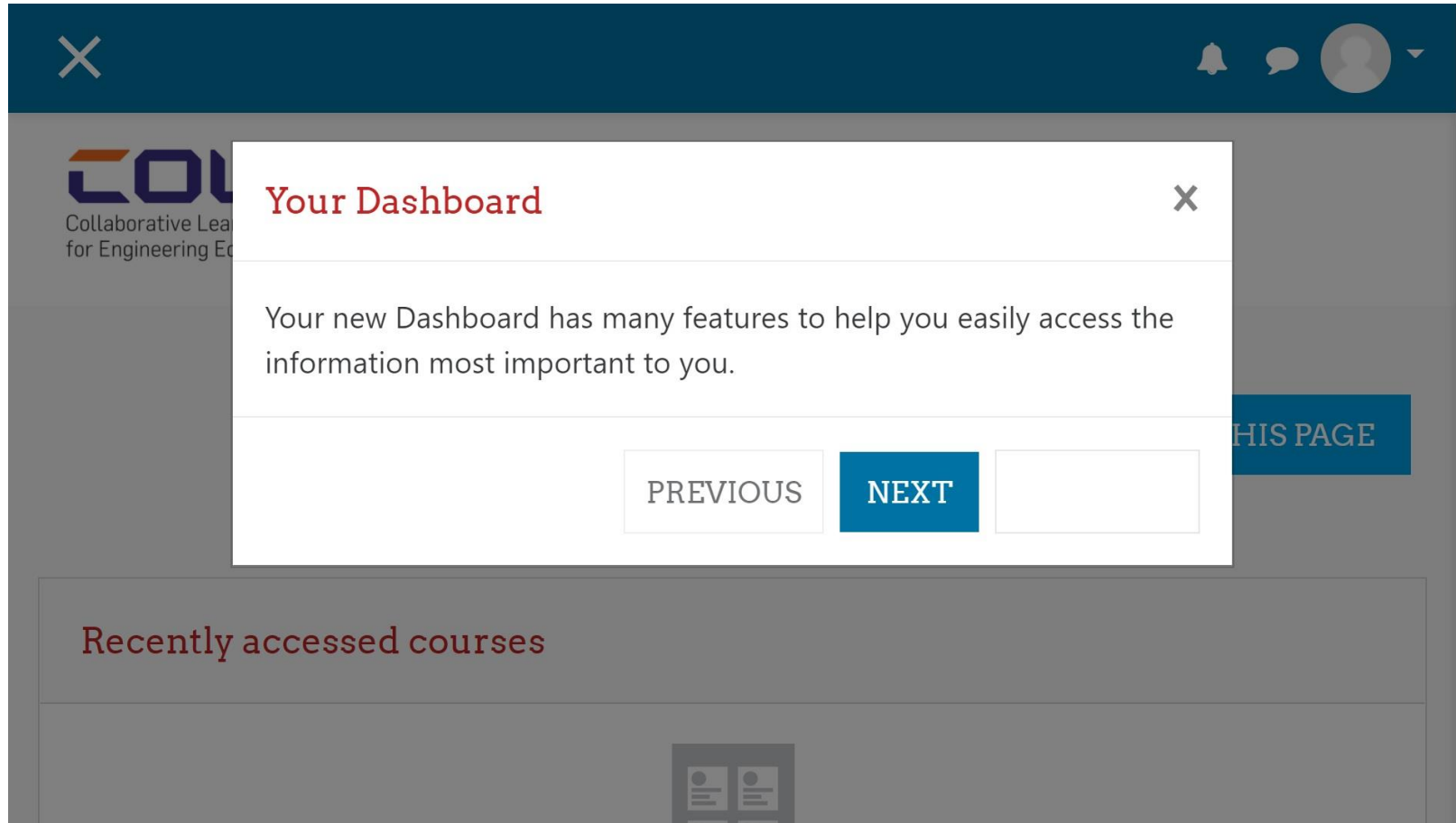
# Czy otrzymałeś e-mail od CoLED?

**Thanks, Coled Project**

Your registration has been confirmed

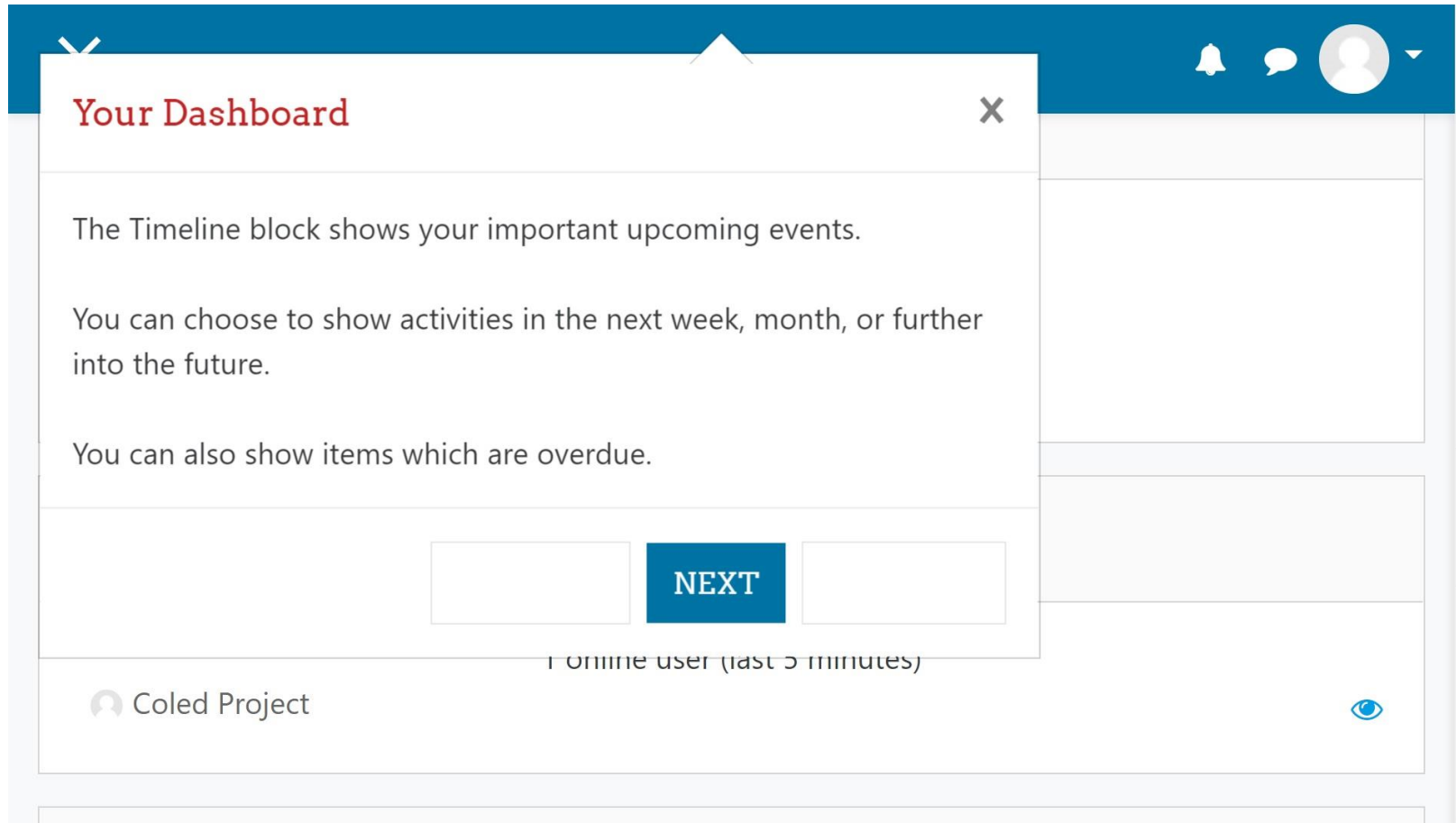
**CONTINUE**

# Twój pulpit (1)





# Twój pulpit (2)



The screenshot shows a user interface with a blue header bar containing a notification bell, a chat bubble, and a user profile icon. A white tooltip window titled "Your Dashboard" is overlaid on the main content area. The tooltip contains the following text:

**Your Dashboard** [Close X]

The Timeline block shows your important upcoming events.

You can choose to show activities in the next week, month, or further into the future.

You can also show items which are overdue.

[Previous] **NEXT** [Next]

1 Online user (last 5 minutes)

Coled Project [Eye icon]

# Twój pulpit (3)

No recent courses

**Recently accessed courses** ×

The Recently accessed courses block shows the courses that you last visited, allowing you to jump straight back in.

**NEXT**

No courses

NAME ▾ CARD ▾

The image shows a user interface for a dashboard. At the top, a white box contains the text "No recent courses". Below this, a modal window titled "Recently accessed courses" is open. The modal has a close button (an 'x') in the top right corner. The main text of the modal reads: "The Recently accessed courses block shows the courses that you last visited, allowing you to jump straight back in." At the bottom of the modal, there are three buttons: a white button with a light blue border, a solid blue button with the text "NEXT" in white, and another white button with a light blue border. In the background, a grey dashboard area is visible, showing a "NAME" dropdown menu and a "CARD" dropdown menu with a grid icon. At the bottom of the dashboard, the text "No courses" is displayed.

# Twój pulpit (4)

The image shows a user interface with a blue header bar. On the left, there is a close button (X). On the right, there are icons for notifications, chat, and a user profile. A white tooltip box is open, titled 'Course overview' in red. The tooltip contains two paragraphs of text and a 'NEXT' button. Below the tooltip, the text 'Private files' is visible in red.

**Course overview**

The Course overview block shows all of the courses that you are enrolled in.

You can choose to show courses currently in progress, or in the past or the future, or courses which you have starred.

**NEXT**

**Private files**

# Twój pulpit (5)

The screenshot shows a user interface for a course overview. At the top, there is a blue header bar with a close button (X) on the left and notification, chat, and user profile icons on the right. Below the header, the page title "Course overview" is displayed in red. The main content area contains three dropdown menus: "ALL (EXCEPT HIDDEN)" with a filter icon, "COURSE NAME" with a list icon, and "CARD" with a grid icon. A modal window titled "Display options" is open, providing instructions on sorting and viewing options. At the bottom left, there is a "Show" label and a dropdown menu set to "12". At the bottom right, there is a "NEXT" button flanked by two empty rectangular boxes.

Course overview

ALL (EXCEPT HIDDEN) ▾

COURSE NAME ▾

CARD ▾

**Display options** X

Courses may be sorted by course name or by last access date.

You can also choose to display the courses in a list, with summary information, or the default 'card' view.

Show 12 ▾

NEXT

# Koniec prezentacji Twojego pulpitu

×

Show 12

**End of tour** ×

This is the end of your user tour. It won't show again unless you reset it using the link in the footer.

**Timeline**

↻

↓

NEXT

⋮


⋮

No upcoming activities due


# Klucz dostępu: IwE2020

☰ You are not logged in. ([Log in](#))


**CoLED**  
Collaborative Learning Environment  
for Engineering Education



Available courses


- 

IwE 2020 - Waroztaty CoLED

[ReadMore >](#)
- 


Keep it simple

Moodle for Beginners - Keep it Simple

[ReadMore >](#)
- 

moodleCloud

Moodle for Beginners in Cloud

[ReadMore >](#)
- 

CoLED demo course

[ReadMore >](#)

[Data protection summary](#)

# Ważne informacje

**URL** <https://coled.moodle.pl/course/view.php?id=6>

**e-mail** [coledproject@gmail.com](mailto:coledproject@gmail.com)

## **instruktorzy IwE 2020**

1. Anna Grabowska
2. Anna Czaja
3. Ewa Kozłowska
4. Jacek Zieliński