

Flipped Classroom for Elderly & SWOT

Dr Anna Grabowska



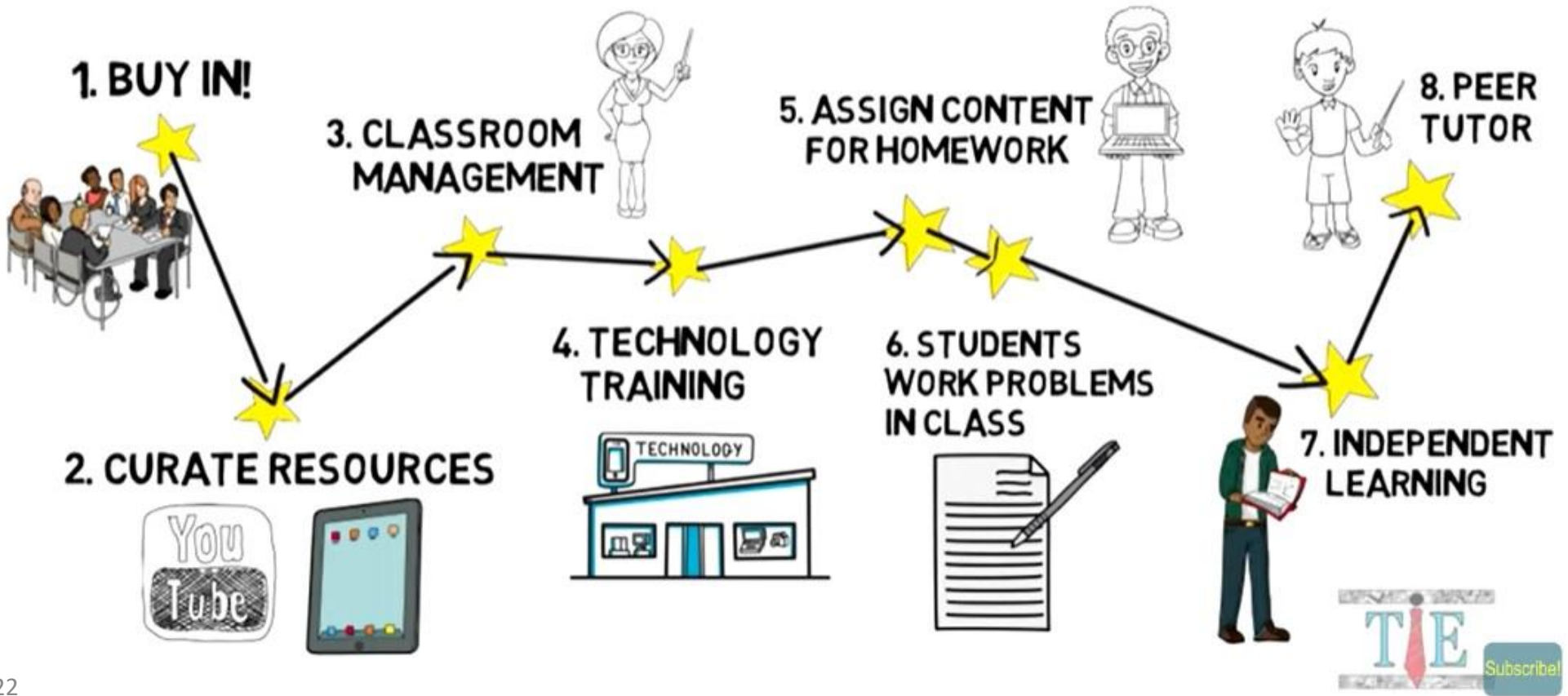
MMVC22

Agenda

1. **Flipped Classroom – what is all about (3)**
2. **Flipped Classroom in Erasmus+ CoLED and ECOS (4, 5)**
3. **Sharing Resources in MoodleCloud (6)**
4. **Collecting Digital Storytelling in YouTube (7, 8)**
5. **Case study - How to create digital stories using archives? (9)**
6. **Introducing Erasmus+ PEER-TRAIN (10)**
7. **Let's try SWOT analysis of Flipped Classroom for elderly (11)**

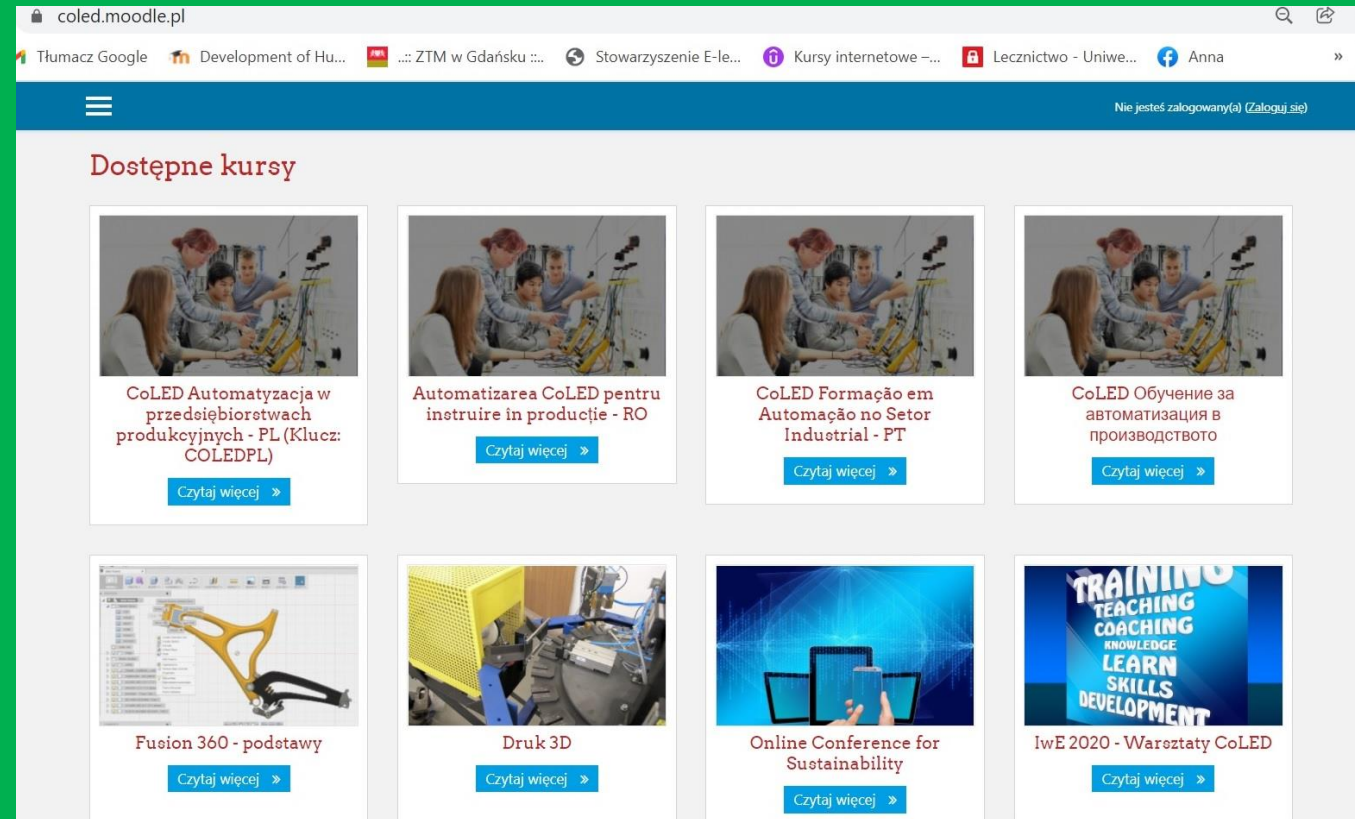
What is all about

HOW TO FLIP A CLASS?



Flipped Classroom in Erasmus+ CoLED (2018-2020)

- In the case of a flipped classroom, materials are recorded in advance and can be viewed at any time before meeting with the teacher.
- Meetings (F2F, online) are used only for discussion on specific topics, checking knowledge, improving skills, etc.




The screenshot displays the Moodle LMS interface for CoLED. The page title is "Dostępne kursy" (Available courses). It features a grid of eight course cards, each with a representative image and a "Czytaj więcej" (Read more) button. The courses listed are:

- CoLED Automatykacja w przedsiębiorstwach produkcyjnych - PL (Klucz: COLEDPL)
- Automatizarea CoLED pentru instruire in productie - RO
- CoLED Formação em Automação no Setor Industrial - PT
- CoLED Обучение за автоматизация в производството
- Fusion 360 - podstawy
- Druk 3D
- Online Conference for Sustainability
- IwE 2020 - Warsztaty CoLED

Flipped Classroom in Erasmus+ ECOS

ECOS
EU - "RE" creaction
Developing Competences of Seniors



"EU - "RE" creaction - Developing Competences of Seniors"

The project takes a complex approach towards the seniors' needs. The target group will be constituted by educators working with persons at risk of marginalization due to age and limited performance as well as seniors – participants of the classes.

This partnership involves 6 organizations from 5 European **countries**




Anna Grabowska ▸ ECOS: EU - "Re"creation Developing Competences of Seniors ...
30 marca · 🌐

Developing Competences of Seniors can be done using the concept of Flipped Classroom/Flipped Lessons. Such approach replaces teacher lectures with instructional materials, very often short videos, that elderly watch and interact with at home. During Face to Face meetings they apply what they learned through a variety of activities. In the Flipped Classroom teachers/instructors work as a coaches/guides.
If you would like to know more please watch

THE FLIPPED CLASSROOM

Reverse where traditional homework and lecture take place



YOUTUBE.COM ✓

Flipped Classroom Model: Why, How, and Overview

Click here for the PowerPoint Presentation: <https://www.teacherspayteachers.com/Product/Flip...>

👍 ECOS: EU - "Re"creation Developing Competences of Seniors

👍 Lubię to!

💬 Komentarz

🔗 Udostępnij

✉️ Wyślij wiadomość

Collecting Resources in MoodleCloud

Projects

Home / Courses / Projects

Search courses

UTW dla społeczności - Spacerem, rowerem po kampusie Politechniki Gdańskiej

Teacher: Anna Grabowska

Projekt „UTW dla społeczności” jest finansowany ze środków Polsko-Amerykańskiej Fundacji Wolności w ramach programu „Uniwersytety Trzeciego Wieku – Seniorzy w akcji”

Bardzo Młoda Kultura - RYsuj i czytaj z BAbcią

Teacher: Anna Grabowska

Dofinansowano ze środków Ministra Kultury, Dziedzictwa Narodowego i Sportu w ramach programu Narodowe Centrum Kultury „Bardzo Młoda Kultura 2019-2021”



Collecting Digital Storytelling in YouTube (U3A)



Collecting Digital Stories in YouTube (ECOS)

Erasmus+ Programme

Key Action 2: Strategic Partnership Projects

RE-creation- Developing Competences of Seniors

LTT - meeting host organization: Norrköpings stadsmuseum, 9-11 May 2022

City Guides on YouTube

Anna Grabowska

Grażyna Niemyjska

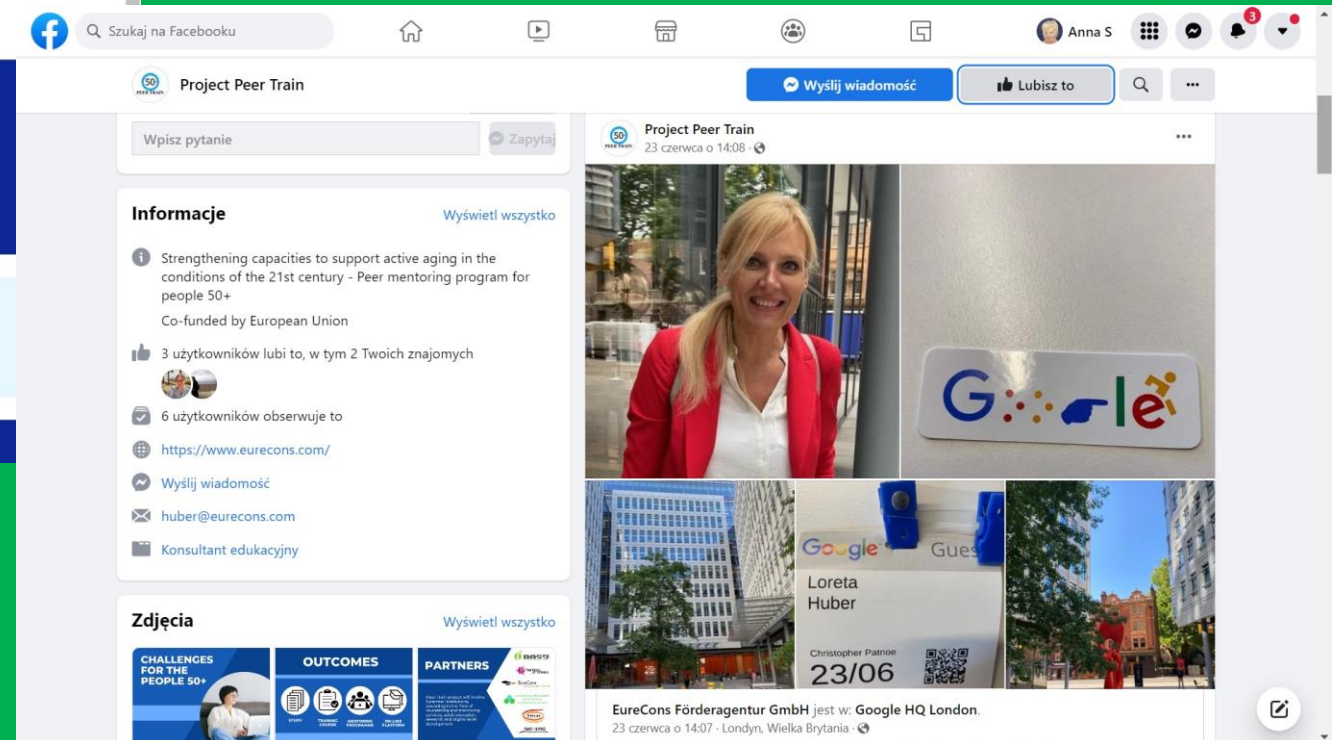
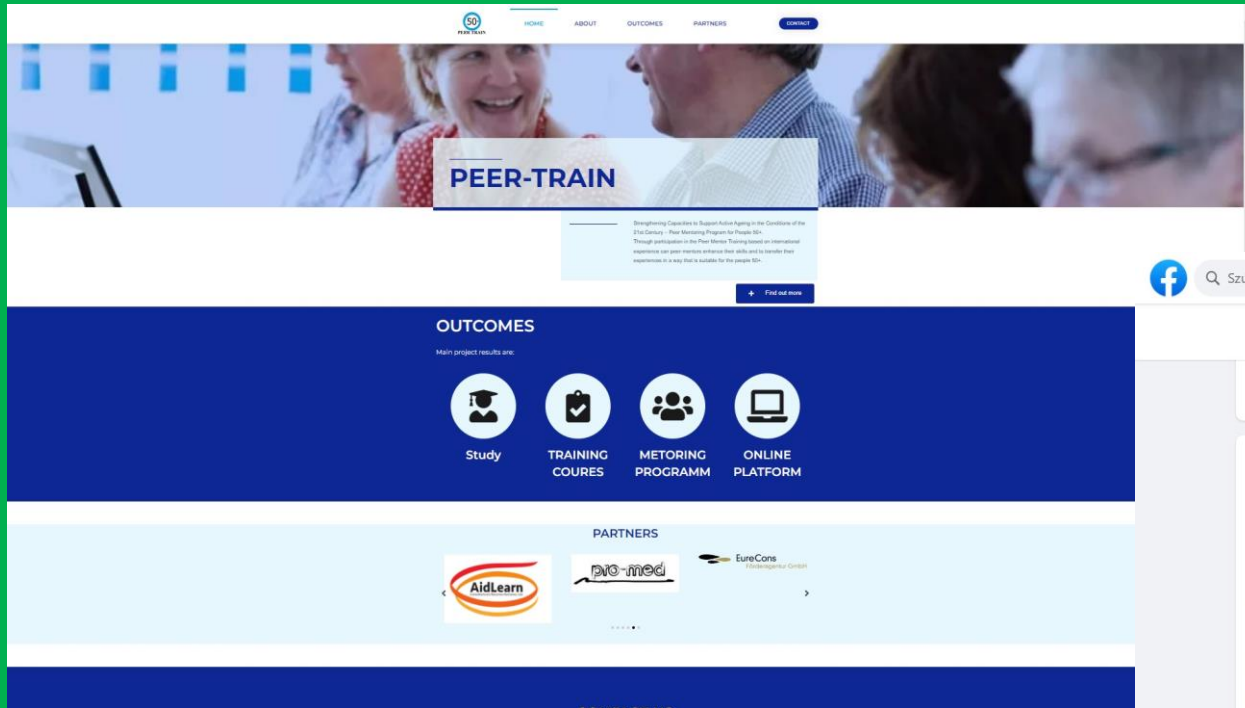
Ewa Oslislok



How to create digital stories using archives?

- A digital story based on archival materials should be based on a consistent selection of elements that illustrate the theme and a narrative linking the selected objects.
- Like every story, it should have an introduction, development, ending, and accents.
- The way of presenting digital history should be appropriately matched to the topic, selected archival materials and their type.
- The graphic design and background music should emphasize the character of the whole.

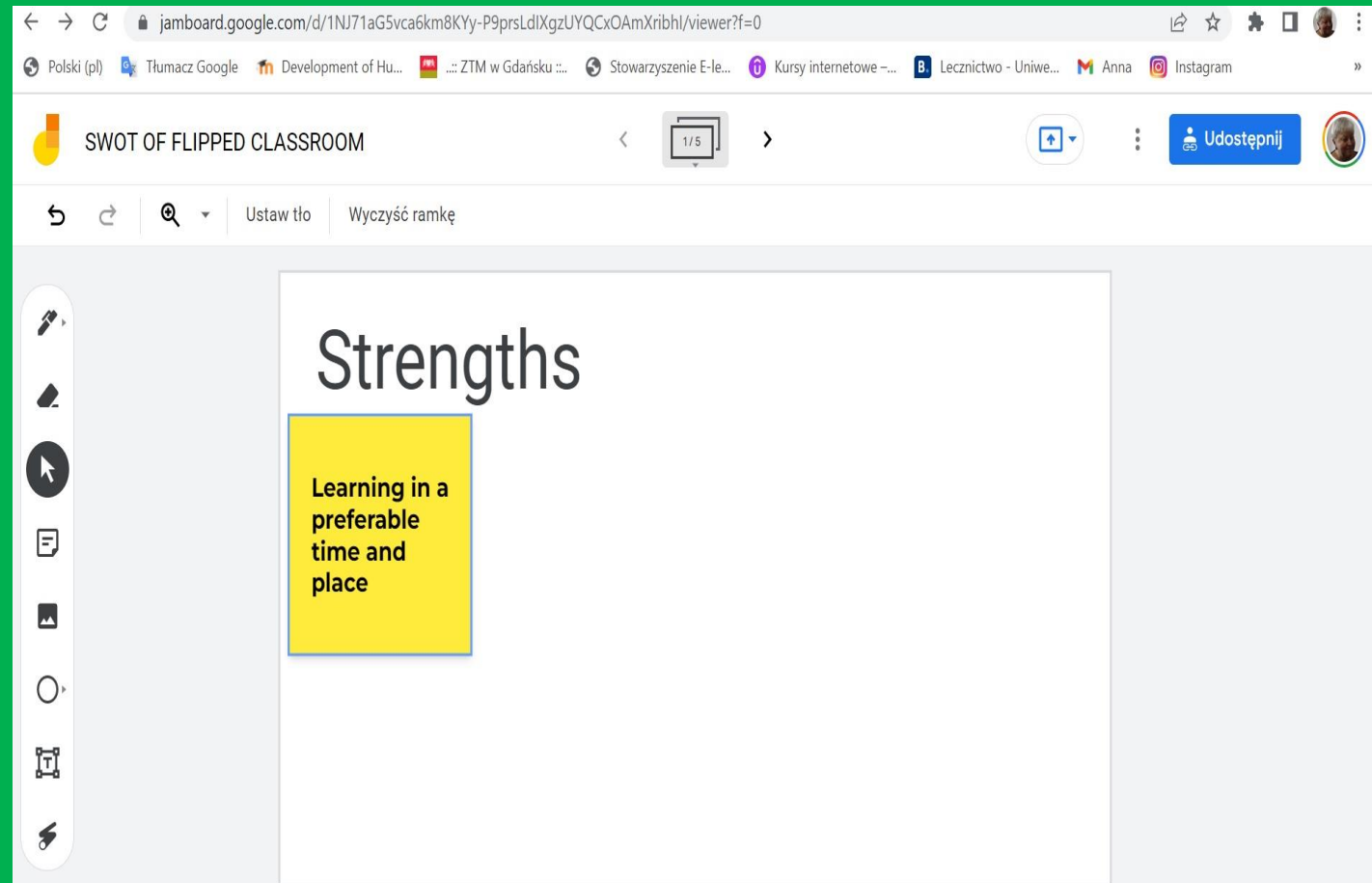
Introducing PEER-TRAIN



Develop strengths (S), minimize weaknesses (W), discover opportunities (O), prevent threats (T)

5 SWOT Analysis Examples

Published: Nov 3, 2021 by Myra Nizami In Management 0



On Sunday afternoon each month...



INTEGRATION FOR EVER

THANK YOU FOR YOUR ATTENTION

It's simple...

Get Curious

Talk to People

Try stuff



Dr inż. Anna Grabowska

anka.grabowska@gmail.com